



Course Syllabus

Section 1: Course Information

Semester, Year

Fall 2019

Format

Traditional Face-to-Face

Course ID

ACTG 4903-01 (all sections)

Course Title

Accounting Internship

College

Jannetides College of Business & Entrepreneurial Leadership

Prerequisites

Junior standing and at least a 2.5 cumulative GPA

Credit Hours

3



Instructor

Christopher M. Fairchild, DBA/CPA
Professor of Accounting
(863) 667-5424
cfairchild@seu.edu

Office Hours

Monday: 10-12 (open office)
Tuesday: 9-10 (open office); 10-12 (per a confirmed Google calendar invite)
Wednesday: 10-11 (open office); 11-12 (per a confirmed Google calendar invite)
Thursday: 9-10 (open office); 10-12 (per a confirmed Google calendar invite)

Appointments are highly recommended even for open office hours, especially during busy times of year (like advising). For an appointment, I must accept your emailed Google calendar request (for 15-30 minutes) in order to confirm the meeting. Requests must be submitted at least 24 hours in advance of the desired meeting time. If I am unavailable during your requested time, I will propose a new time.

Course Description

This class requires work experience, on and/or off campus, in an organization providing on-the-job training in business field. The intern will be supervised by a faculty mentor and a supervisor in the organization and will report work experience through written and verbal reports to the faculty mentor. This experience may be substituted for three hours of business electives. Internships are approved by the faculty mentor or Dean of the Jannetides College of Business & Entrepreneurial Leadership.

Course Overview

Like all accounting courses, this one is supremely awesome. This course, which is not required for the major, is important as it allows for an experiential learning experience. Students get to apply the foundation they have learned in classes to real world accounting work. The credit hours count towards CPA Exam and the work experience can be a strong addition to your resume.



Instructional and Learning Methods

The course will include various types of instructional and learning activities.

Learning content will be facilitated using these instructional methods:

1. Internship experience
2. Presentations (written and oral)
3. Journals

The model for the course utilizes three segments: Aim, Learn, and Apply. The Aim section outlines the specific learning objectives for the course. The Learn section represents the readings and lectures. The Apply section calls for graded (exams) and ungraded (end of chapter questions, exercises, problems, and/or cases) assignments that will be used to evaluate your interest and performance in the course.

Course Materials

Required textbooks:

None

Required and optional textbooks are accessed and ordered through [SEU's bookstore](#).

Disclaimer: The resources utilized in this course provide information, thoughts and insights that should encourage critical thinking on the part of the student. Please note as well that as an Assembly of God institution, Southeastern University does not necessarily endorse specific personal, religious, philosophical, or political positions found in these resources.

Course Topics

The purpose of this course is to introduce, reinforce, and measure learning on the following topics:

1. Comparison of the workplace and the classroom
2. New experiences found in the workplace

Intended Learning Outcomes

As a result of reading, study, and assessments in this course, the student should be able to:

1. Understand how material learned in the classroom is applied in an organizational setting.
2. Perform detailed procedures in a specific area of accounting or taxation as set forth in an internship learning agreement.
3. Provide professional quality presentations relating to the learning experience using both written and verbal skills.

Key Performance Indicators

Students who successfully complete this course will demonstrate their learning through performance-based activities and assessments.

Successful students will:

1. Describe the requirements of a professional work setting (expectations of an entry level job in the field) and compare them to the classroom.
2. Apply their classroom learning to real world work and problems and assess the results.

SEU Mission and Vision Statements

Mission Statement

Equipping students to discover and develop their divine design to serve Christ and the world through Spirit-empowered life, learning, and leadership.

Vision Statement

Southeastern University is anchored by Spirit-empowered education in a Christ-centered, student-focused learning community. Southeastern's global impact is marked by a deep commitment to transforming minds and engaging culture through the integration of faith, learning and service. Each student's divine design is nurtured and unleashed through the investment of faculty and staff, relationships within the community, the rigor of scholarship, diverse learning experiences and the discipline of spiritual formation, which propels students into a lifetime of serving the world in the Spirit of Christ.

In addition to our mission and vision statement, we hold fundamental truths about the Christian faith that include the following:

- The Scriptures are inspired by God and declare His design and plan for mankind.
- There is only one true God who is revealed in three persons: Father, Son and Holy Spirit (commonly known as the Trinity).
- Jesus Christ, as God's son, was both fully human and divine.

We are proud of our affiliation with the Assemblies of God and our Pentecostal tradition. We are also proud to be a welcoming community for

students from all Christian backgrounds and denominations. Our campus includes many Baptists, Presbyterians, Methodists, etc., as well as nondenominational students. Everyone shares a strong commitment to knowing Christ and making Him known, and we celebrate our theological similarities while appreciating our differences.

Refer to [Human Sexuality](#) for additional details related to What We Believe.

Sexual & Gender-Based Discrimination Syllabi Statement

Southeastern University is committed to creating an environment for every student to thrive academically spiritually and socially. An aspect of creating this culture is providing avenues for students to discuss and report any activity that may compromise this commitment.

Under a federal law known as Title IX, "no person in the United States shall, on the basis of sex, be excluded from participation in, be denied the benefits of, or be subjected to discrimination under any education program or activity receiving federal financial assistance" (Title IX of the Education Amendments of 1972).

While students should feel comfortable approaching faculty with issues they may be struggling with or concerns they may be having, students should know that all faculty and staff are required to report certain information about Sexual Misconduct and certain crimes to University administration, in order to help keep the University community safe, and to connect students to all of the resources and reporting options that are available.



For example, if you inform faculty or staff (in private or during class discussions) of an incident of Sexual Misconduct, that individual will keep the information as private as possible, but is required to bring it to the attention of the institution's Title IX Office. If a student would like to talk to the Title IX office directly, they can do so by e-mail at mpowell@seu.edu, by phone at 863-667-5236, or in person at Pansler U228. For more information about Title IX reporting options as well as confidential resources at Southeastern, please go to: <http://www.seu.edu/titleix>.

If you are struggling with an issue that is traumatic, unusually stressful, or results in disruptive behavior, faculty and staff will likely inform the Care Team. If students would like to reach out directly to the Care Team for assistance, they can do so at the Campus Counseling Center (<http://myseu.seu.edu/services/counseling-health-wellness-services/seu-care-team/>) located in Health Services in Smith Hall, by phone at 863-667-5205, or by e-mail at care@seu.edu.

CAMPUS RESOURCES

ADA SUPPORT SERVICES – 863-667-5283

COUNSELING SERVICES – 863-667-5205

STUDENT CONDUCT OFFICE – 863-667-5486

SAFETY & SECURITY OFFICE – 863-667-5190

Section 2: Course Policies

Grading Scale

The university's general grading scale is provided in the Academic Policies and Procedures section of the [Southeastern University Catalog](#). All online courses use the following scale:

Grade Letter	Grade Percentage
A	94 – 100%
A-	90 – 93%
B+	87 – 89%
B	84 – 86%
B-	80 – 83%
C+	77 – 79%
C	74 – 76%
C-	70 – 73%
D+	67 – 69%
D	64 – 66%
D-	60 – 63%
F	0 – 59%

Late Work

None Accepted

Extra Credit

None Accepted

Final Exam Policy Statement

Every professor is obligated to administer a final exam or hold an appropriate class during the regularly scheduled exam period. Every student is obligated to take the final exam or attend that appropriate class during the regularly scheduled exam period. Please plan accordingly and carefully for final exams. You must not plan vacations, ministry appointments, weddings, airline flights, or any other similar activity or engagement that will conflict with the final exam schedule. Also, do not schedule any of these activities so close to your final exam that the commute to the activity conflicts with the final exam schedule.

Final exams will be administered in the room where the class normally meets. Students with more than 3 exams scheduled on one day can petition the instructor and department chair/college dean to take one of the exams another day.

Please plan accordingly for final exams. You must not plan vacations, ministry appointments, weddings, purchase airline tickets, or any other similar activity or engagement that will conflict with the final exam schedule.

Attendance Policy and Class Participation

Students are both expected and encouraged to attend classes regularly. Attendance means arriving on time and being present in class with textbook(s), pen/pencil, paper, and allowable note-taking devices. The lack of attendance may affect a student's grade. For traditional fall and spring semesters, a student may miss a class without penalty equal to the number of times a class meets per week as follows:

1. If the class meets one time a week, a student may miss one class.
2. If the class meets two times a week, a student may miss two classes.
3. If the class meets three times a week, a student may miss three classes.

If a student's absences exceed the number of times a class meets per week, a professor may:

- Subject the student to a penalty of not more than one letter grade based on attendance alone.
- Recommend to the Provost that a student with excessive absences be withdrawn from the course.

Being tardy to a class also counts towards absences. Late arrivals are tracked as follows:

1. If the class meets one time a week, each tardy is one-half of an absence.
2. If the class meets two times a week, each tardy is one-half of an absence.
3. If the class meets three times a week, each tardy is one-third of an absence.

Specialized course requirements:

None

Students are required to login to the online course platform and complete the Student Acknowledgement Quiz prior to the end of Drop/Add. Students who do not complete the quiz will be dropped from the course.

For web-based activities, the instructor will monitor student activity and participation through MyFIRE. Students are required to participate in all face-to-face and web-based class activities (such as discussion board posts and responses, chat, or conference sessions and group projects).

Students are expected to:

- Exhibit behavior that is respectful to faculty, fellow students, staff, and the facility.
- Arrive to class on time, actively participate, and remain in class for the designated period.
- Keep up with assigned readings and complete assignments on time.
- Contribute fully to team assignments.
- Spend a minimum of two hours outside of class studying for each hour of classroom time.

Official Email

You are expected to check your SEU webmail account **daily** during the course term. All written correspondence between instructor and student must be handled through the SEU email system.

MyFire Use

You are expected to frequently check your MyFIRE account as messages, assignments, grades, and other important related materials may be posted. It is the student's responsibility to check grades and notify your instructor if you have questions. Do not wait until the last week of the course to contact the instructor with questions about the course tasks.

Technical Difficulties

Southeastern University is committed to providing a reliable online course system to all users. However, in the event of any unexpected server outage or any unusual technical difficulty that prevents students from completing a time-sensitive activity or assessment, students should report any problems to the instructor and also contact the 24x7 MyFIRE Support Center via the various links provided on every course homepage (available options: chat, email, phone).

Be sure your computer system complies with all SEU Technical Requirements. These requirements are listed within MyFIRE and a Browser Checker is provided under the "Need Help?" drop-down to ensure the browser you are using is compatible with MyFIRE.

Technical Support

If you have questions or need assistance, you can reach out to our 24/7 Support Center at [1-888-889-6599](tel:1-888-889-6599) or [click here](#) to submit a support ticket via email. *Note: Email response is within 24 hours. If immediate assistance is required, please contact support via phone/chat.* To chat LIVE! with a Support Representative, [click here](#).

Disability Statement

Southeastern University is committed to ensuring equal access to all educational activities, academic programs and services as defined in Section 504 of the Rehabilitation Act of 1973 and the Americans with Disabilities Act of 1990. The Office of Academic and Auxiliary Services coordinates accommodations for students with documented physical, learning, and/or psychological disabilities. To begin the process of requesting accommodations, please call 863-667-5283 or email adaservices@seu.edu.

Academic Honesty

Plagiarism is considered a serious academic offense at Southeastern. It undermines the educational process and violates the integrity of the community.

Plagiarism occurs when a writer (regardless of intent) uses someone else's language, ideas, or other original material without acknowledging its source.

Plagiarism includes unattributed use of any source, in any medium, published or unpublished. Work already submitted for a grade in another course may not be resubmitted unless the professor specifically states otherwise.

Some examples of plagiarism include:

- Quoting or paraphrasing material without attributing it to its source
- Copying segments from the work of others without giving proper credit
- Submitting as original work written entirely by someone else



Widely known facts do not require citation and do not count as plagiarism so long as they are communicated in the writer's own words. Ideas and observations original to the writer also do not require citation.

For more information, visit the SEU [Plagiarism page](#) on our website.

Additional Assistance

Tutoring (Academic Center for Enrichment – 2nd floor in Buena Vida East) Provides tutorials and other academic services.

Retention ([insert office location](#)): Provides counseling for students planning to withdraw. Helps withdrawing students find financial and other resources to be able to stay in school. Seeks to identify “at risk” students prior to withdrawal.

Career Readiness For more information on meeting a Career Coach, building a resume, and receiving information on how class projects can assist in achieving *SEU CAREER READINESS BADGES*, contact **COMPASS: The Center for Calling & Career** ([insert office location](#)). Career Readiness badges are supported by the SEU Faculty, get the attention of employers, and assist students to #navigateyourstory.

For career coaching support, appointments, and drop-in hours, contact: compass@seu.edu or call 863-667-5157.

Course Evaluation

In order to help SEU to assess the effectiveness of our courses and instructors, all registered students must complete the course evaluation toward the end of the semester. **When you receive a course evaluation for this course, you are required to complete it.**

Official Withdrawal

The last day to officially withdraw from this course is October 29, 2019. Please consult the Registrar's Office for details prior to the withdrawal date.

Netiquette

Some courses require engagement with the online course platform. When utilizing the online course platform, students must demonstrate netiquette.

General Rules of Netiquette

- Make your messages easier to read by making your paragraphs short and to the point.
- DO NOT SHOUT BY TYPING IN ALL CAPS.
- Utilize humor in appropriate forms. Avoid hostile, abusive, libelous, or rude comments. No vulgar, sexist, racist, biased, or other objectionable language will be tolerated.
- Reinforce others in the course (e.g., "Good presentation!" or "Thanks for the feedback."). Valid criticism is acceptably expressed in the form of thoughtful alternatives. Do not insult or "flame" others.
- Think twice and send once. The old carpenter adage to measure twice and cut once holds great value here. Once you send something not well-thought out you will find it difficult and time-consuming to

recover. Think about what you want the group and the professor to think about you.

- Use spell-check and grammar-check. The little errors commonly accepted in email or text-messaging with friends and family are distracting and inappropriate in a college discussion forum.
- In an online discussion forum, debate is welcome, but be tactful in responding to others. Remember that there's a person (or a whole class) at the receiving end of your post.
- If you quote a previous post (by using the reply function for example), quote only enough to make your own point.
- If you want to get in touch with only one person in the class, send a message to that individual's e-mail address, not to the entire discussion list.

Basic courtesy goes a long way to a good online experience. Respond politely and promptly, be patient and expect that differences in knowledge, experience, and background may take extra effort to succeed in the communication portion of the course. Value differences, ask clarifying questions, and do not focus on confrontation. Utilize prayer and biblical relationship principles as needed. Involve the instructor when appeal to community leadership is needed.

Section 3: Course Schedule

The **Course Schedule** provides a listing of your work in this course. The assessments are listed by week and include the due dates and point values.

The course instructor may adjust the schedule throughout the semester. Students will be notified of adjustments.

Withdrawal: The last day to withdraw from this course is October 29, 2019. Please consult the Registrar's Office for details prior to the withdrawal date.

Abbreviations that may be used in this chart:

PPT: PowerPoint Presentations

TEXT: Readings

DF: Discussion Forum

Due Dates: Mon=Monday, Tu=Tuesday, Wed=Wednesday,
Th=Thursday, Fri-Friday, Sa=Saturday, Su=Sunday

Due Times: Assignments are due by the beginning of class, unless otherwise noted. Exams are to be taken during class meeting times.



Week 1: First 10 work hours

Aim

Be sure you read the learning outcomes that your instructor has set for this week and then do your best to accomplish them.

- Understand how material learned in the classroom is applied in an organizational setting.
- Perform detailed procedures in a specific area of accounting or taxation as set forth in an internship learning agreement.
- Provide professional quality presentations relating to the learning experience using both written and verbal skills.

Learn

This section lists all your reading assignments and may include additional resources that your instructor is providing to help you complete the activities and assessments for the week.

- Complete: 10 hours of on-the-job work

Apply

Now you're ready to demonstrate your learning for the week. The items below are those on which you'll be graded this week and may include discussions, activities, assignments, quizzes, exams, and projects.


Graded Assignments:

- Weekly journals (turned in during the final presentation)

Ungraded Assignments:

- None



**Week 2:** Next 10 work hours**Aim**

- Understand how material learned in the classroom is applied in an organizational setting.
- Perform detailed procedures in a specific area of accounting or taxation as set forth in an internship learning agreement.
- Provide professional quality presentations relating to the learning experience using both written and verbal skills.

Learn

- Complete: 10 hours of on-the-job work


Apply

Graded Assignments:

- Weekly journals (turned in during the final presentation)

Ungraded Assignments:

- None
-
- 



Week 3: Next 10 work hours

Aim

- Understand how material learned in the classroom is applied in an organizational setting.
- Perform detailed procedures in a specific area of accounting or taxation as set forth in an internship learning agreement.
- Provide professional quality presentations relating to the learning experience using both written and verbal skills.

Learn

- Complete: 10 hours of on-the-job work


Apply

Graded Assignments:

- Weekly journals (turned in during the final presentation)

Ungraded Assignments:

- None
-
- 



Week 4: Next 10 work hours

Aim

- Understand how material learned in the classroom is applied in an organizational setting.
- Perform detailed procedures in a specific area of accounting or taxation as set forth in an internship learning agreement.
- Provide professional quality presentations relating to the learning experience using both written and verbal skills.

Learn

- Complete: 10 hours of on-the-job work


Apply

Graded Assignments:

- Weekly journals (turned in during the final presentation)

Ungraded Assignments:

- None

**Week 5:** Next 10 work hours**Aim**

- Understand how material learned in the classroom is applied in an organizational setting.
- Perform detailed procedures in a specific area of accounting or taxation as set forth in an internship learning agreement.
- Provide professional quality presentations relating to the learning experience using both written and verbal skills.

Learn

- Complete: 10 hours of on-the-job work


Apply

Graded Assignments:

- Weekly journals (turned in during the final presentation)

Ungraded Assignments:

- None

**Week 6:** Next 10 work hours**Aim**

- Understand how material learned in the classroom is applied in an organizational setting.
- Perform detailed procedures in a specific area of accounting or taxation as set forth in an internship learning agreement.
- Provide professional quality presentations relating to the learning experience using both written and verbal skills.

Learn

- Complete: 10 hours of on-the-job work


Apply

Graded Assignments:

- Weekly journals (turned in during the final presentation)

Ungraded Assignments:

- None

**Week 7:** Next 10 work hours**Aim**

- Understand how material learned in the classroom is applied in an organizational setting.
- Perform detailed procedures in a specific area of accounting or taxation as set forth in an internship learning agreement.
- Provide professional quality presentations relating to the learning experience using both written and verbal skills.

Learn

- Complete: 10 hours of on-the-job work


Apply

Graded Assignments:

- Weekly journals (turned in during the final presentation)

Ungraded Assignments:

- None



Week 8: Next 10 work hours

Aim

- Understand how material learned in the classroom is applied in an organizational setting.
- Perform detailed procedures in a specific area of accounting or taxation as set forth in an internship learning agreement.
- Provide professional quality presentations relating to the learning experience using both written and verbal skills.

Learn

- Complete: 10 hours of on-the-job work


Apply

Graded Assignments:

- Midterm Paper
- Weekly journals (turned in during the final presentation)

Ungraded Assignments:

- None
-
- 

**Week 9:** Next 10 work hours**Aim**

- Understand how material learned in the classroom is applied in an organizational setting.
- Perform detailed procedures in a specific area of accounting or taxation as set forth in an internship learning agreement.
- Provide professional quality presentations relating to the learning experience using both written and verbal skills.

Learn

- Complete: 10 hours of on-the-job work

Apply

Graded Assignments:

- Weekly journals (turned in during the final presentation)

Ungraded Assignments:

- None

**Week 10:** Next 10 work hours**Aim**

- Understand how material learned in the classroom is applied in an organizational setting.
- Perform detailed procedures in a specific area of accounting or taxation as set forth in an internship learning agreement.
- Provide professional quality presentations relating to the learning experience using both written and verbal skills.

Learn

- Complete: 10 hours of on-the-job work

Apply

Graded Assignments:

- Weekly journals (turned in during the final presentation)

Ungraded Assignments:

- None

**Week 11:** Next 10 work hours**Aim**

- Understand how material learned in the classroom is applied in an organizational setting.
- Perform detailed procedures in a specific area of accounting or taxation as set forth in an internship learning agreement.
- Provide professional quality presentations relating to the learning experience using both written and verbal skills.

Learn

- Complete: 10 hours of on-the-job work

Apply

Graded Assignments:

- Weekly journals (turned in during the final presentation)

Ungraded Assignments:

- None

**Week 12:** Next 10 work hours**Aim**

- Understand how material learned in the classroom is applied in an organizational setting.
- Perform detailed procedures in a specific area of accounting or taxation as set forth in an internship learning agreement.
- Provide professional quality presentations relating to the learning experience using both written and verbal skills.

Learn

- Complete: 10 hours of on-the-job work

Apply

Graded Assignments:

- Weekly journals (turned in during the final presentation)

Ungraded Assignments:

- None

**Week 13:** Next 10 work hours**Aim**

- Understand how material learned in the classroom is applied in an organizational setting.
- Perform detailed procedures in a specific area of accounting or taxation as set forth in an internship learning agreement.
- Provide professional quality presentations relating to the learning experience using both written and verbal skills.

Learn

- Complete: 10 hours of on-the-job work

Apply

Graded Assignments:

- Weekly journals (turned in during the final presentation)

Ungraded Assignments:

- None
-
- 

**Week 14:** Next 10 work hours**Aim**

- Understand how material learned in the classroom is applied in an organizational setting.
- Perform detailed procedures in a specific area of accounting or taxation as set forth in an internship learning agreement.
- Provide professional quality presentations relating to the learning experience using both written and verbal skills.

Learn

- Complete: 10 hours of on-the-job work

Apply

Graded Assignments:

- Weekly journals (turned in during the final presentation)

Ungraded Assignments:

- None



Week 15: Final 10 work hours

Aim

- Understand how material learned in the classroom is applied in an organizational setting.
- Perform detailed procedures in a specific area of accounting or taxation as set forth in an internship learning agreement.
- Provide professional quality presentations relating to the learning experience using both written and verbal skills.

Learn

- Complete: 10 hours of on-the-job work

Apply

Graded Assignments:

- Final Presentation
- Supervisor Sign-Off Form
- Weekly journals (all 15 weeks) including end-of-internship reflection journals

Ungraded Assignments:

- None





Section 4: Detailed Assignment Descriptions

Assignment Name

Midterm Paper

Due Date; Points

In week 8 (or when you reach about 75 hours on the job); 150 points

Description

A midterm paper must be provided to the faculty mentor on the agreed upon date (roughly half way through the internship). This paper must be a typed, double-spaced report of 5 to 7 pages. The paper should document the internship, with special attention to the following topics:

- What is the nature of your responsibilities that qualify it for internship credit in the designated business discipline?
- What did you actually do in the internship? Describe.
- How does what you did compare and contrast with what you learned in related college courses?
- What did you encounter that was the most significant and/or most different from what you anticipated?
- Summarize the strengths and weaknesses of the experience and how it might have been better.

Assignment Name

Final Presentation

Due Date; Points

At appointed time following completion of the 150 work hours; 150 points

Description

A final PowerPoint presentation to all interns in the program that semester is required during the Monday of final exam week. The presentation should not exceed 5-7 minutes and should act as a summary of your entire internship experience and learning. The presentation should highlight the complete internship, with special attention to the following topics:

- What is the nature of your responsibilities that qualify it for internship credit in the designated business discipline?
- What did you actually do in the internship? Describe.
- How does what you did compare and contrast with what you learned in related college courses?
- What did you encounter that was the most significant and/or most different from what you anticipated?
- Summarize the strengths and weaknesses of the experience and how it might have been better.
- Did anything change in the internship, your work, or your perception of the field since the midterm paper?



Assignment Name

On-Site Supervisor Sign-Off Form

Due Date; Points

At the final presentation; 50 points

Description

This form allows the On-Site Supervisor to confirm that you completed all of your required 150 work hours and to provide optional feedback regarding your performance. The faculty mentor reserves the right to consult with the designated work supervisor, as needed, to properly assess the student's performance. **If job performance is not satisfactory, the final grade in the course will be reduced by at least one letter grade.**

Assignment Name

Weekly and Reflection Journals

Due Date; Points

At the final presentation; 150 points

Description

Throughout the internship, keep a reflection journal. The reflection journal, which is due at the final PowerPoint presentation, should have entries from each week, citing specific examples where appropriate. The weekly journal entries should be at least a good paragraph long and should fill at least four pages when complete.

At the end of the internship, you should add a minimum of 5 additional pages reflecting on the whole internship experience. These final entries will be based on a minimum of 1 page each for the following 5 specific areas: academic, professional, cultural, spiritual, and another area of the student's choosing (may require faculty mentor approval, so please discuss your idea with your mentor). The final entries may contain references to the previous journal entries and specific work examples.

In total, you should have at least 4 pages of weekly entries citing specific weekly examples and at least 5 pages of final reflection (1 page each on the 5 areas listed above). A reflection journal of fewer than 9 pages and/or lacking at least a few specific work examples will receive a significantly reduced grade.



Section 5: Summary of Assessments

Assessment Types

Midterm paper	150 points
Final PowerPoint presentation	150
On-Site Supervisor Sign-Off Form	50
Weekly and Reflection Journals	<u>150</u>
Total	<u>500</u> points

Description

Two written documents (midterm paper and journals), one presentation (final), and one sign-off document will be collected to assess work experience and learning in this course.

Total Possible Points; Due Date

150 points – Midterm Paper – Due after 75 work hours completed (estimated at beginning)

150 points – Final PowerPoint Presentation – Due at final meeting

50 points – On-Site Supervisor Sign-Off Form – Due at final meeting

150 points – Weekly and Reflection Journals – Due at final meeting

Grade Weight

100%



Section 6: Selected Bibliography and Web Resources

None

Appendix A – Internship Forms

You must acquire approval from the Faculty Mentor for the internship. The internship must be **150** or more total work hours. This may be accomplished with 10 work hours a week for 15 weeks (the length of a semester). **The paperwork (Forms I & II, which begin on the next page of this section) for this course must be returned and approved by the faculty mentor BEFORE the internship begins.**

Form III, which closes Appendix A, is the required On-Site Supervisor Sign-Off Form. This must be submitted to the faculty mentor at the final PowerPoint presentation.



Form I – Business Internship Form:

Student Information:

Name _____ Student ID# _____

Address _____

Cell Phone # _____ Home _____ Office _____

Email _____ University mailbox # _____

Semester _____ Date _____ Major _____

Internship Information:

Name of Facility _____

Address _____

City _____ State _____ Zip _____

Supervisor's Name _____

Supervisor's Position or Title _____

Supervisor Phone # _____ Email _____

Student's responsibilities (responsibilities will determine if internship is appropriate for desired credits):

Internship Start Date _____ **Internship End Date** _____

Midterm Paper Due Date (Monday closest to midterm of internship) _____

Student's signature _____ Date _____

Supervisor's signature _____ Date _____

Faculty Mentor's signature _____ Date _____

Form II – Registration Letter:



Date _____

Dear Registrar:

_____, ID # _____, would like to sign up for a
Business Internship, course number **ACTG - 4903**, during the following term:

(Choose one of the following terms by writing the appropriate year on the line)

FALL SESSION _____

SPRING SESSION _____

SUMMER SESSION _____

and I give my approval for this course to be added to his/her schedule.

Signature of Faculty Mentor, College of Business and Legal Studies



Form III – On-Site Supervisor Sign-Off Form:

Must be returned to the Faculty Mentor at the final PowerPoint presentation!

Student's name _____ ID# _____

Semester _____ Date _____ Major _____

Internship Information:

This form is to be completed by the on-site supervisor once the student has satisfied the stated responsibilities. Then, it is to be returned to the appropriate Faculty Mentor of the College of Business & Legal Studies.

I have read the Business Internship requirements and testify by my signature that the above-named student has met the stated requirements.

Supervisor's Signature	Position or title	Date
------------------------	-------------------	------

We would love to have the supervisor provide the student with a performance evaluation at the conclusion of the internship. If possible, please provide us with a copy of the performance evaluation or please include an evaluation or pertinent comments below. Thank you for helping us in the internship process!

Performance Evaluation / Comments:

Appendix B – Application to Business Major

Entering students may declare business as their major, but students are not admitted until all School of Business admissions criteria have been met, and the Business Screening Committee has officially admitted the students.

Step 1: Application to discipline-specific major

Students wishing to apply for admission to the School of Business must pick up an application for admission from the Jannetides Dean's Office. Students must familiarize themselves with the rules and requirements for admission, fill out the application for admission, and return the application to the Jannetides Dean's Office.

Step 2: Required Business Pre-core coursework with a minimum of a C- average in each course

- BUSI 2103 Macroeconomics
- BUSI 2123 Business Communications
- BUSI 2133 Financial Accounting
- BUSI 2203 Microeconomics
- BUSI 2233 Managerial Accounting
- CTIS 2133 Data Management

Step 3: for Admission

The semester a student successfully finishes the above mentioned courses (see Step 2), he or she will complete the following:

1. Must pass the School of Business Entrance Exam (SBEE) that covers topics from BUSI 2103, 2133, 2203 and 2233
2. Must receive the MOS certification in CTIS 2133
3. Must create a portfolio of specified writings from BUSI 2123
4. Notification will be sent to the student's advisor that he or she has either passed or failed the Entrance Exam, the MOS certification, and the portfolio
 - If the student **passes**
 1. He or she may apply for admission to a discipline-specific major
 2. The Business Screening Committee will meet and review the student's application for admission
 3. If the committee finds that the student meets the admission requirements, notification will be sent to the student, advising that he or she may continue in the business program and reminding the student of further requirements for exit from the program
 4. A copy of the notification will be placed in the student's file
 - If the student **does not pass**
 1. Notification will be sent to the student's advisor that he or she may not continue in the business program at Southeastern University

Transfer students or those who change majors while at Southeastern University will be reviewed by the committee on a case-by-case basis **after they take the SBEE.

Step 4: School of Business Candidate

At the moment of admission, the student is considered a “candidate.” From this point, the student must complete the requirements for the business core as well as his or her chosen discipline-specific major program and earn no less than a C- in each upper-level business/major course. The semester that the student takes BUSI 4603 Business Policies, the Comprehensive Business Exam (CBE) will be given. The student must score at the *Proficient level* in his or her discipline-specific major. If the student does not meet the proficient requirement, he or she will be notified that they will earn a Bachelor’s of Science in Business Studies degree. If the student meets the requirements, he or she will be notified that they can earn a Bachelor’s of Science in their discipline-specific major (Accounting, Finance, International Business, Management, Marketing).

If a student wishes to retake the end-of-program Comprehensive Business Exam (CBE), he or she will be responsible for the cost of retaking the exam.

Appeal Process

1. If the student has been denied entry into the School of Business discipline-specific major, the student may make a written appeal to the Business Screening Committee for reconsideration.
2. The student will be notified as to the decision of the Business Screening Committee.

Admission Requirements into the School of Business Summary

1. Enrollment as a degree-seeking student at the university
2. Successful completion with at least a C- in BUSI 2103 Macroeconomics, BUSI 2133 Financial Accounting, BUSI 2203 Microeconomics, BUSI 2233 Managerial Accounting, BUSI 2123 Business Communication, and CTIS Data Management
3. Official documentation of scores on all sections of the SBEE, including any retakes
4. MOS certification
5. Complete writing portfolio
6. Any discipline-related issues can affect the student’s acceptance into the School of Business
7. Admission approval by the Business Screening Committee.